


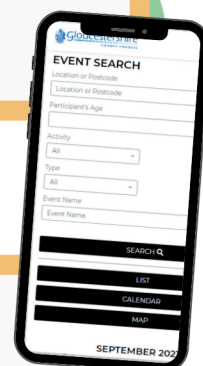
Easter HAF
Activity Booklet
2024



Stroud District Council is proud to be working in partnership with local voluntary and community partners to deliver free-of-charge holiday activities for children this Easter, funded by Gloucestershire County Council's Holiday Activity & Food Programme (HAF). The HAF Easter programme will run from Monday 25th March 2024 to Friday 5th April 2024. Some activities are for children who are eligible for benefits related free school meals - these are marked as HAF. Other activities are for all children - these are marked as HAP.

There is a choice of in-person or online activities including sports, music, crafts, boat trips and cooking.

VISIT: www.strouddistricthaf.co.uk


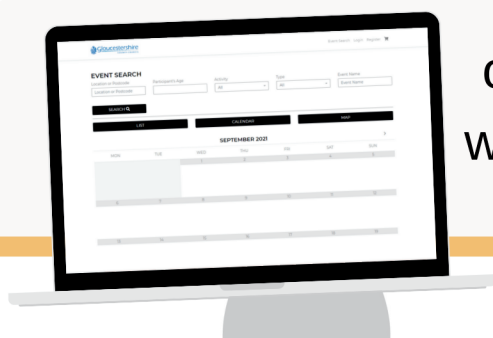


How to book

Look at the activities on offer and book your child's place

Set up an account at: bit.ly/30qSDdT

or scan the QR code with your smart phone camera



Super spring recipes!

Lemon and poppy seed pancakes



Ingredients:

1 medium egg*
200g plain flour*
75g caster sugar
2 tsp baking powder
150ml of milk*
finely grated zest and juice of 2 lemons
40g poppy seeds* (optional)
2tbsp oil

Children: Sift flour into large bowl; stir in sugar, baking powder and 1/4 tsp salt. Make a well in the centre. In a large jug, whisk milk, lemon zest, juice, egg and poppy seeds to combine. Add to the well in the dry ingredients. With a wooden spoon gradually draw flour to wet ingredients until just combined. **Adults:** Heat a large non-stick frying pan over a low heat and brush with some oil. Cooking in batches, spoon in batter to make 10cm wide pancakes spacing 2cm apart. Fry for 2-3 mins or until edges are dry and bubbles form on the surface. Transfer to a plate, wipe the pan and repeat.

*Allergens

Quick and easy apple tart



Ingredients:

1 pack of puff pastry sheets, thawed (if frozen) each cut into halves or thirds.*
3 apples, cored, halved and sliced very thin.
90g. brown sugar
1 pinch salt
Icing sugar, caramel sauce, and or whipped cream* for serving, optional

Method: Adults - Preheat oven to 200 degrees celsius.

Children: Place the puff pastry rectangles onto two baking sheets that have been sprayed with non-stick spray or lined with parchment paper. Add sugar and salt to apples. Stir to combine. Allow to sit for a few minutes.

Arrange apple slices on the pastry rectangles in a straight line, overlapping as you go.

Bake for 18 to 20 minutes or until the pastry is puffed and golden brown. **Adults:** remove from the the pan immediately and place on a serving plate. Serve plain, with a caramel topping, whipped cream, and/ or a sprinkling of icing sugar.



Spring has Sprung!



Signs of Spring Scavenger Hunt



Wild flowers



Bird nests



Frog eggs (Frogspawn)



Worms



Birds singing



Bumble bees



Tree buds



Woodpeckers drumming



Insects



Puddles



Poem

When you go out to play,
 Can you hear the birds singing away?
 When you go out for a walk,
 Can you see the flowers, heads high on their stalk?
 Just before you go to bed,
 Can you see the sunset up ahead?
 It is here and in full swing,
 Welcome, everyone, it is Spring!



WIN!

Competition time!



Send us a photo of your creation
to win a Nadiya Hussain baking
kit



Can you make a spring wreath using egg cartons?

You will need:

- Egg cartons
- Scissors
- Paint
- Glue
- Cardboard

Grown Ups: Cut out a cardboard circle and cut a hole in the middle.

Cut out the sections of your egg box,

Children: Paint your egg box pieces to look like brightly coloured flowers or other Spring themed items and stick them to the circle. How creative can you get?


Vivida

*T & Cs and how to enter please see the back page

F
U
N
&
G
a
m
e
s

EASTER

WORD SEARCH



BUNNY
EGGS
CHICK
JELLYBEAN

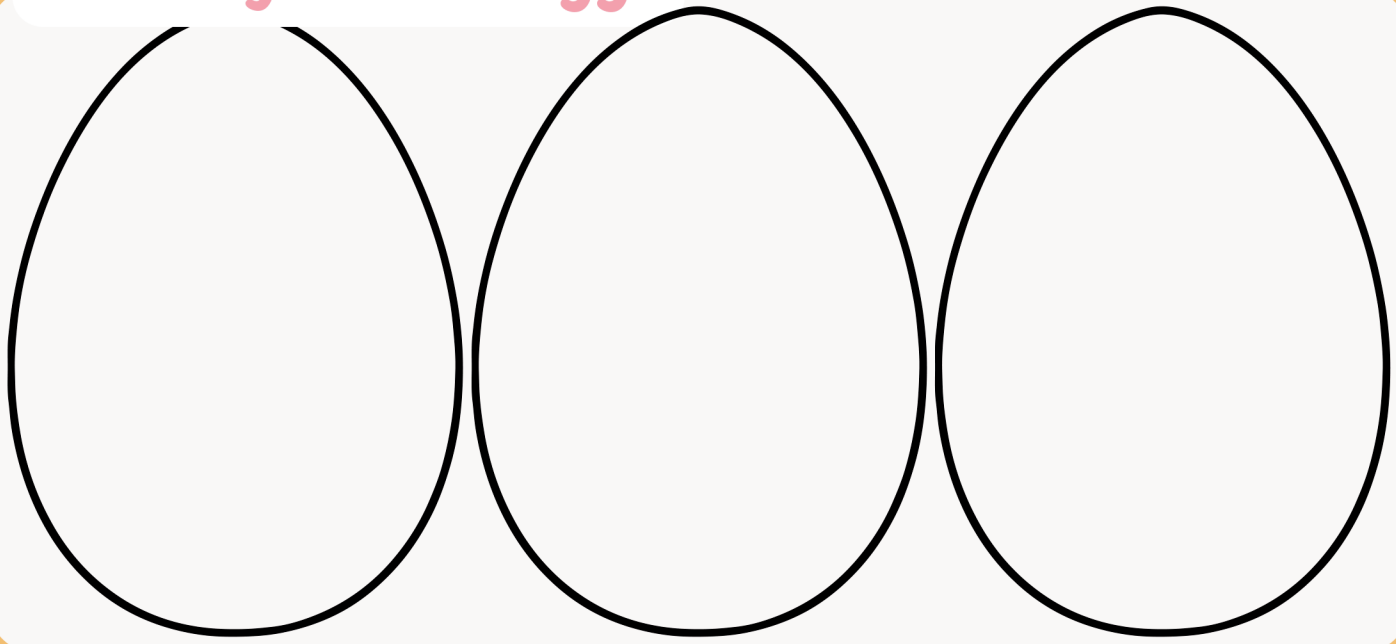
BASKET
SPRING
FLOWER
EASTER

GRASS
CANDY
HUNT
DYE

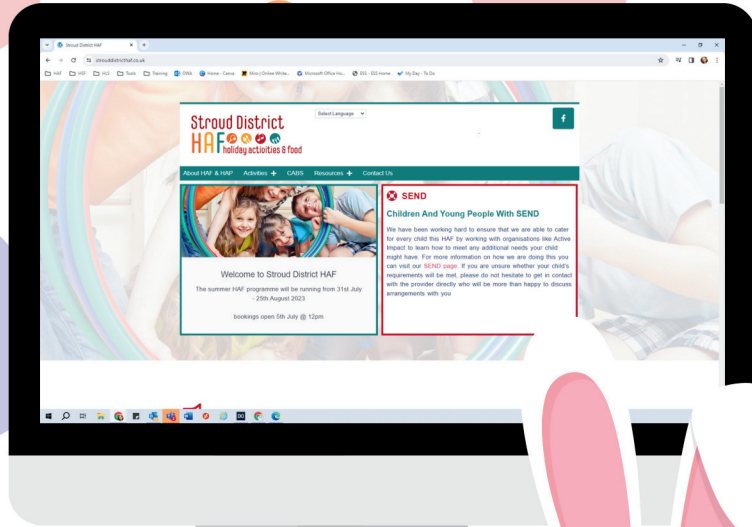
BONNET
SUNDAY
PEEPS
LAMB



Colour your own eggs



Looking for more resources?



Head to our website for more easy access resources such as recipes and our Access to Resources Booklet. All under the 'Resources' Tab

Scan me



Download the free NHS scanner app

Scan me



With a speedy scan of your family's favourite foods, you can find healthier swaps for next time you shop.

EASTER

WORD
SEARCH



**A
N
S
W
E
R
S**



BUNNY
EGGS
CHICK
JELLYBEAN

BASKET
SPRING
FLOWER
EASTER

GRASS
CANDY
HUNT
DYE

BONNET
SUNDAY
PEEPS
LAMB



Allergy Notice

Allergens in our recipes are highlighted like this*. Always check product packaging for the allergens the product contains.



Please enter all competitions by sending us a direct message through our Facebook or Instagram pages:

@hafstrouddistrict

Or (if you don't have Facebook or Instagram) by email to HAF@stroud.gov.uk

The competitions are open to families with children aged between 5 and 11 and/or in primary school.

The closing date is Friday 5th April. Entries after this date will not be counted.



The prize for the competition is a baking set.

No alternative prize will be offered